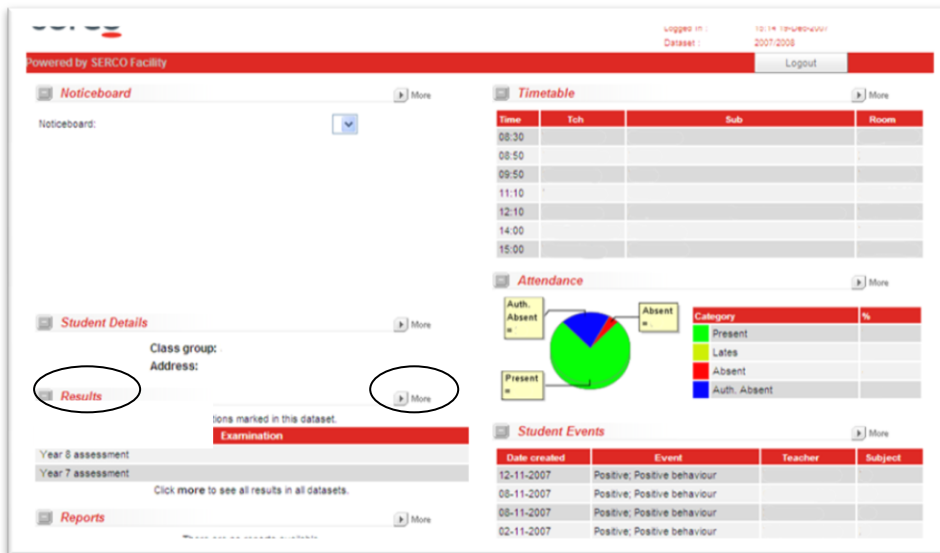


Viewing Reports in E-Portal

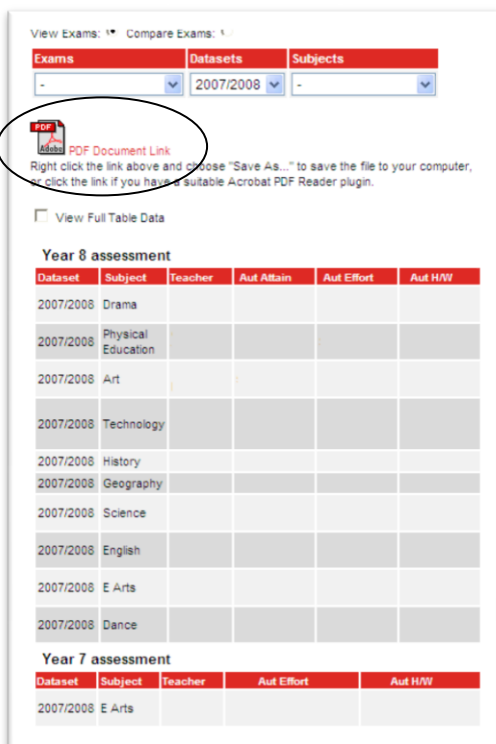
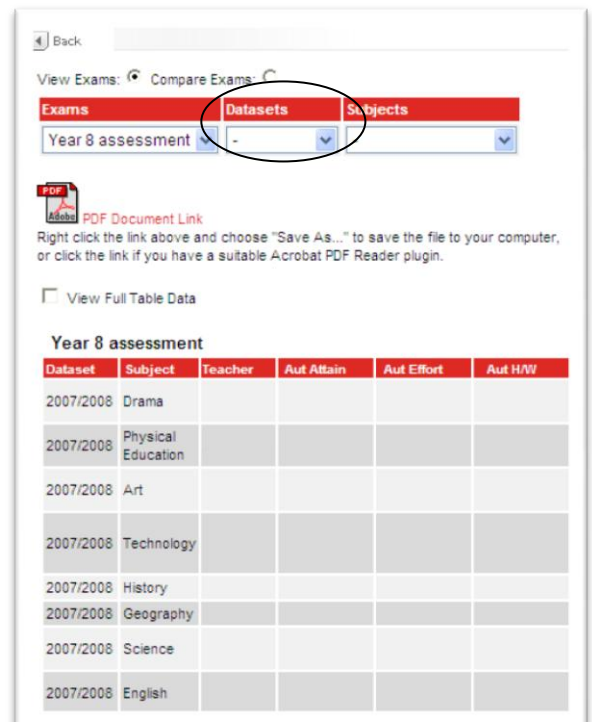
To access your child's report, you will need to log in to the e-portal system using the username and password you were given in September.

When you have logged in, you will see a section on the left hand side of the screen called 'Results'. To the right of the heading click on the word 'More'. This will take you to the reports.



This will give details of the reports for your child.

Due to some teething problems, some students may have assessments for two different year groups. To view all the assessments for this year, click on the drop down box under the heading 'Dataset' and choose the '2007/2008' option. This will display all the reports for this school year.



If you wish to save the reports, click on the 'PDF Document Link'. This will display the report in pdf version which you can then save to your home computer.